

2019 Epworth Village

STATEMENT OF ACTIVITIES 2019

Revenue

Program Fees and Contracts Revenue	\$ 651,125
Church and Individual Contribution	\$ 40,753
Events and Fundraising	\$ 106,532
In-Kind Contributions	\$ 91,237
Miscellaneous	\$ 567
Distribution from Change in Value in Trus	\$ 935,682
Investment Income	\$ 28,095
Total	\$ 1,853,991

Expenses

Program Services	\$ 981,664
Management and General	\$ 315,517
Fundraising	\$ 76,885
Total	\$ 1,374,066

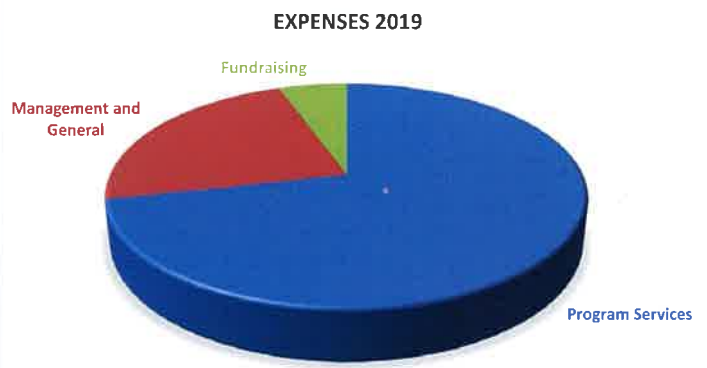
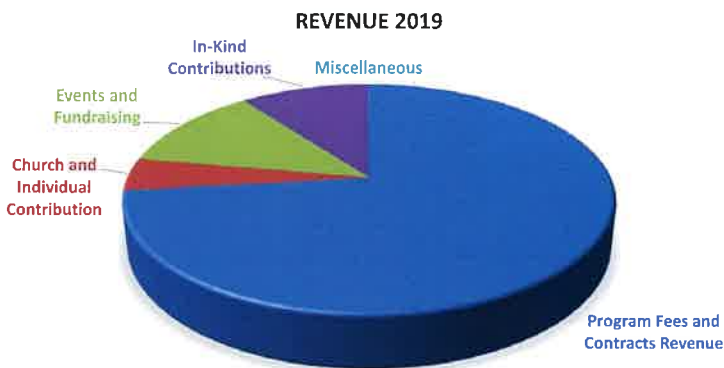
STATEMENT OF FINANCIAL POSITION 2019

Assets

Cash and Cash Equivalents	\$ 70,014
Accounts Receivables	\$ 72,918
Prepaid Expenses	\$ 26,287
Property and Equipment	\$ 918,398
Held in Trust	\$ 5,674,183
Investments	\$ 217,960
Total Assets	\$ 6,979,760

Liabilities


Total Current Liabilities	\$ 75,629
TOTAL NET ASSETS	\$ 6,904,131
Total	\$ 6,979,760



2019 Epworth Village Foundation

Asset Class	Total Cost	Market Value	Income	Yield	Percent
Cash	\$25,797.52	\$25,797.52	\$534.01	2.07%	3.75%
Fixed Income	\$227,150.93	\$238,052.25	\$7,742.50	3.25%	34.57%
Equity	\$201,172.88	\$424,784.64	\$9,378.90	2.21%	61.69%
Total Portfolio	\$454,121.33	\$688,634.41	\$17,655.41	2.56%	100.00%

	1 Year	3 Year	Since Inception
Return	18.82%	10.20%	9.37%
Benchmark	21.60%	10.97%	10.36%



Benchmark	Return
S&P 500	61.09%
Barclays Intermediate	31.61%
Merril Lynch T-bill	7.30%

Unrealized Gain - \$ 234,513.08

